



## Cell Strainers (Sterile)



### Product Highlights

- Uniform nylon mesh size of 40  $\mu\text{m}$ , 70  $\mu\text{m}$ , and 100  $\mu\text{m}$  (colour-coded)
- Extended lip on the strainer enables aseptic handling with forceps
- Designed to fit into a 50 ml conical centrifuge tube
- RNase, DNase and Pyrogen free
- Gamma sterilised (SAL  $10^{-6}$ )

## Product Applications

STARLAB reserves the right to make changes at any time and without prior notice. The content and design of this PDF are protected by national and international copyright law and are the property of STARLAB International GmbH. Any duplication, editing, distribution and any kind of use and utilization of this PDF content in electronic systems, online media and / or libraries or similar databases requires the prior consent of STARLAB International GmbH.

**Starlab (UK) LTD**  
5 Tanners Drive  
MK14 5BU Milton Keynes  
Email: [infoline@starlab.co.uk](mailto:infoline@starlab.co.uk)



## General Data

Art. No.	See variations
Sterile	Yes
Pack Size	50 Pcs. (50 Box × 1 Pcs.)
DNase free	Yes
Pyrogen free	Yes
RNase free	Yes
Non-cytotoxic	Yes
For use with (SL)	50 ml centrifuge tube

STARLAB reserves the right to make changes at any time and without prior notice. The content and design of this PDF are protected by national and international copyright law and are the property of STARLAB International GmbH. Any duplication, editing, distribution and any kind of use and utilization of this PDF content in electronic systems, online media and / or libraries or similar databases requires the prior consent of STARLAB International GmbH.

**Starlab (UK) LTD**  
5 Tanners Drive  
MK14 5BU Milton Keynes  
Email: [infoline@starlab.co.uk](mailto:infoline@starlab.co.uk)



## More informations about Cell Strainers (Sterile)







STARLAB Cell Strainers are intended as a fast, easy and simple alternative to traditional filtration when dissociating stem cells and other tissue-derived primary cells. They yield consistently uniform single-cell suspensions that are ideal for preparation of samples for flow cytometry, Fluorescence-Activated Cell Sorting (FACS), and other applications related to cell separation. Available in 40 µm, 70 µm, and 100 µm color-coded mesh variants. Cell strainers are made from USP Class VI materials.

STARLAB reserves the right to make changes at any time and without prior notice. The content and design of this PDF are protected by national and international copyright law and are the property of STARLAB International GmbH. Any duplication, editing, distribution and any kind of use and utilization of this PDF content in electronic systems, online media and / or libraries or similar databases requires the prior consent of STARLAB International GmbH.

**Starlab (UK) LTD**  
5 Tanners Drive  
MK14 5BU Milton Keynes  
Email: [infoline@starlab.co.uk](mailto:infoline@starlab.co.uk)



## All Variations

PRODUCT NAME	PACKAGING SIZE	ART. NO.
 <a href="#">40 µm Cell Strainer, Blue (Sterile)</a> Pore size: 40 µm  <a href="#">Create PDF Data Sheet</a>	50 Pcs. (50 Box × 1 Pcs.)	CC8111-0042
 <a href="#">70 µm Cell Strainer, White (Sterile)</a> Pore size: 70 µm  <a href="#">Create PDF Data Sheet</a>	50 Pcs. (50 Box × 1 Pcs.)	CC8111-0072
 <a href="#">100 µm Cell Strainer, Yellow (Sterile)</a> Pore size: 100 µm  <a href="#">Create PDF Data Sheet</a>	50 Pcs. (50 Box × 1 Pcs.)	CC8111-0102

STARLAB reserves the right to make changes at any time and without prior notice. The content and design of this PDF are protected by national and international copyright law and are the property of STARLAB International GmbH. Any duplication, editing, distribution and any kind of use and utilization of this PDF content in electronic systems, online media and / or libraries or similar databases requires the prior consent of STARLAB International GmbH.

**Starlab (UK) LTD**  
5 Tanners Drive  
MK14 5BU Milton Keynes  
Email: [infoline@starlab.co.uk](mailto:infoline@starlab.co.uk)